

Arpool Nexus

Specification Sheet



Ordering Information						
Model	Length	Power	Color Temp.	Optics	Voltage	Options
AX	A B C	L	30 40 RGBW	LL	12 (Vdc)	CX3 CX6 CX9

Application

- Luxury leisure centers
- Spa areas* (up to 60°C)
- Wall / Floor installation
- Fountains and water features
- Infinity pools and swimming pool complexes
- Continuous linear illumination
- Installation depth up to 5m
- Max tile thickness 25mm
- Chlorine and saline environment
- DMX, DALI, 1-10V compatible
- Outside water operation allowed

Luminaire

- Self Lock Installation
- Continuous underwater line of light 10m max.
- IN/OUT connector included
- Recessed installation housing for cabling and insulation IP68
- UL STD 676, submersible, IP68
- SS316L marine Grade
- Opal PMMA
- Supplied with oil and water resistant 15.7" (0.4m) feed cable standard, single color 2x16AWG , RGB 5x18AWG + connector

Color Temperature

- 30 - 3000K
- 40 - 4000K
- RGBW
- Binning +/-50K
- CRI: > 83

Optics

- LL - Line of Light

Voltage

- 12 - Vdc fixture voltage

Options

- CX3 - coming lead 3m(10') feed cable with connector
- CX6 - coming lead 6m(20') feed cable with connector
- CX9 - coming lead 9m(30') feed cable with connector

Length

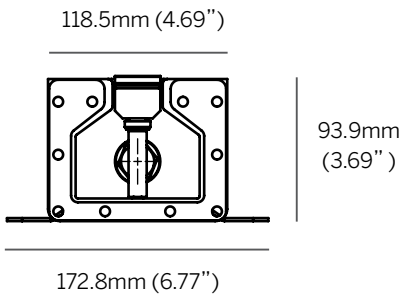
- A - 25.8" (657mm) - Start - First
- B - 24.89" (632mm) - Central
- C - 25.8" (657mm) - End - Last

Power

- L - 10W/m 3000K - 4000K, 900lm
- L - 18W/m RGBW

Installation housing order code

- A501 - Start (left) Installation housing
- B503 - Central Installation housing
- C505 - End (Right) Installation housing



Power Supply

Non-Dim

- 101052 - OT 30 W, 12Vdc, 220V - 240Vac, IP65
- 101053 - OT 60W, 12Vdc, 220V - 240Vac, IP65
- 100879 - OT 120W, 12Vdc, 220V - 240Vac, IP65

Single color Dim

- 101047 - OT DALI DIM 120W
- 101046 - OT DIM 1-10V 120W

RGB

- 101202 - OT DMX DIM RGB 3x48W
- 102345 - ELDOLED LINEAR DRIVE 100/S 12-24V, 100W 4CH DALI DMX

Arpool Nexus

Dimensions



Fixture

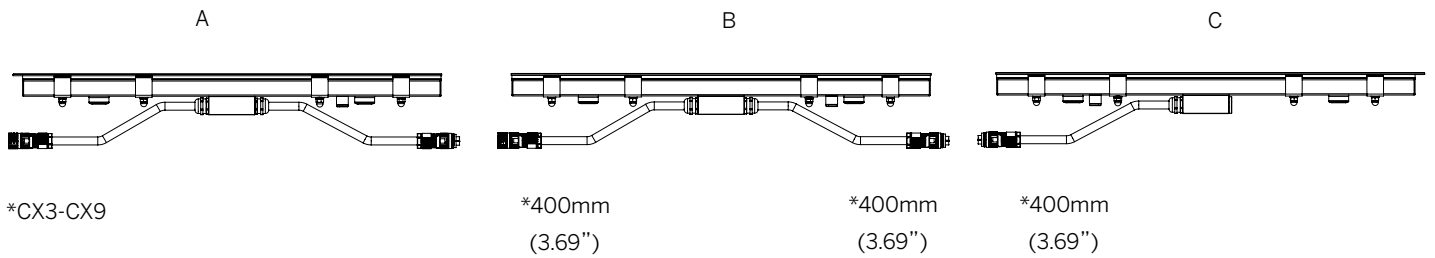
Specifying continuous run (A + B+C)

A - start (first) piece ends with flange

B - central unit with no end

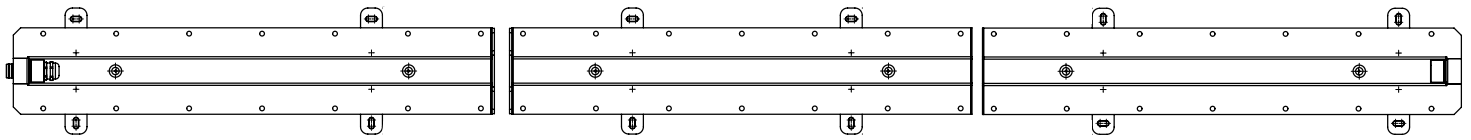
C - end (last) piece ends with flange

Cable length*



Inst. Hous-

Up to 10m max.(A,B,...B, C)
(393")



657mm
(25.8")

A

632mm
(24.89")

B

657mm
(25.8")

C

Possible A+C only, min 1.2m